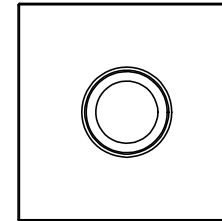
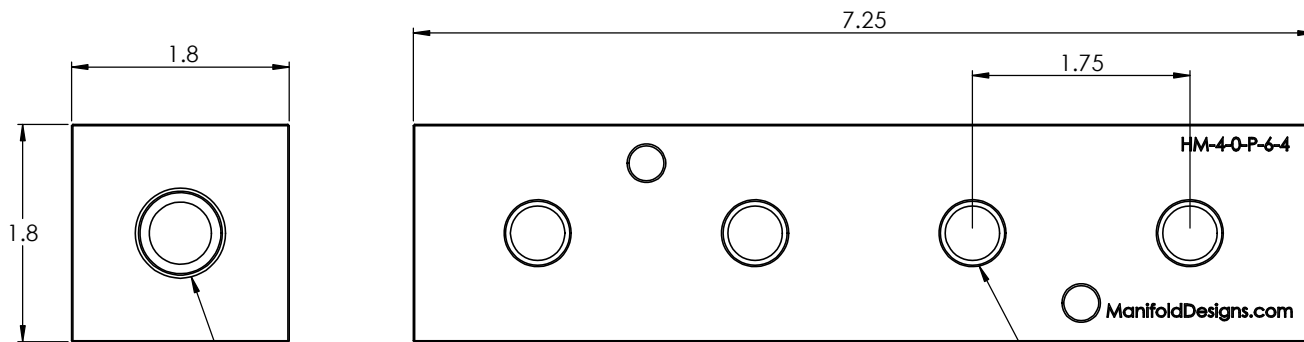
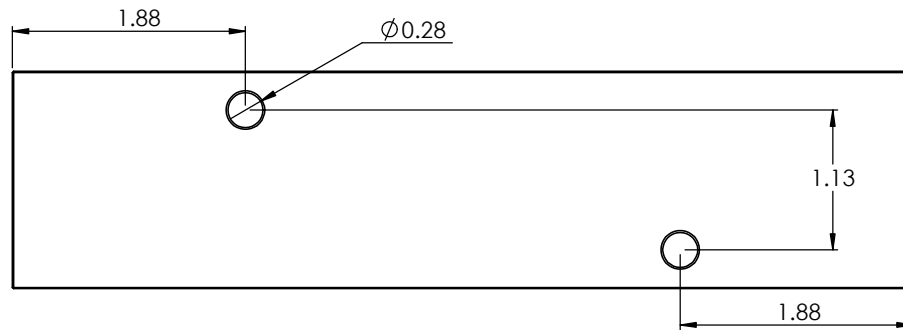


4

3

2

1



3/8 NPT
Both Ends

1/4 NPT TYP Face

HM-40-P-6-4

ManifoldDesigns.com



Manifold Design & Production Inc.

PROPRIETARY AND CONFIDENTIAL
THE INFORMATION CONTAINED IN THIS
DRAWING IS THE SOLE PROPERTY OF
<INSERT COMPANY NAME HERE>. ANY
REPRODUCTION IN PART OR AS A WHOLE
WITHOUT THE WRITTEN PERMISSION OF
<INSERT COMPANY NAME HERE> IS
PROHIBITED.

		UNLESS OTHERWISE SPECIFIED:	NAME	DATE	TITLE: Header Manifold			
		DIMENSIONS ARE IN INCHES	DRAWN					
		TOLERANCES:	CHECKED					
		FRACTIONAL ±	ENG APPR.					
		ANGULAR: MACH ± BEND ±	MFG APPR.					
		TWO PLACE DECIMAL ±	Q.A.					
		THREE PLACE DECIMAL ±	COMMENTS:					
		INTERPRET GEOMETRIC TOLERANCING PER:						
		MATERIAL			SIZE	DWG. NO.	REV	
		6061			B	HM-4-0-P-6-4		
		FINISH						
		Black Anodize						
		APPLICATION	DO NOT SCALE DRAWING					
	NEXT ASSY	USED ON	SCALE: 1:1 WEIGHT: SHEET 1 OF 1					

4

3

2

1