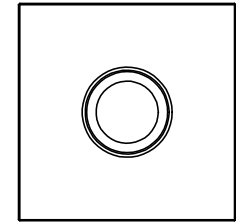
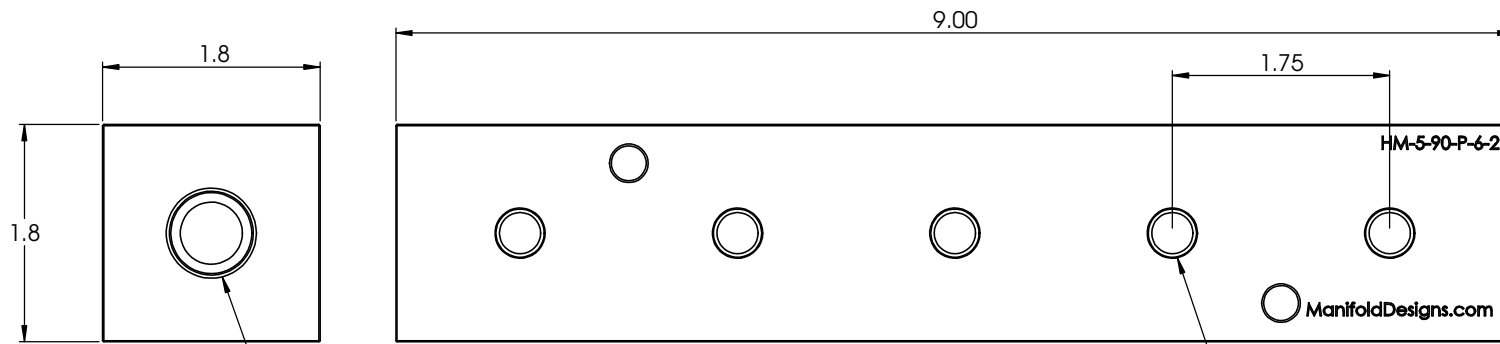
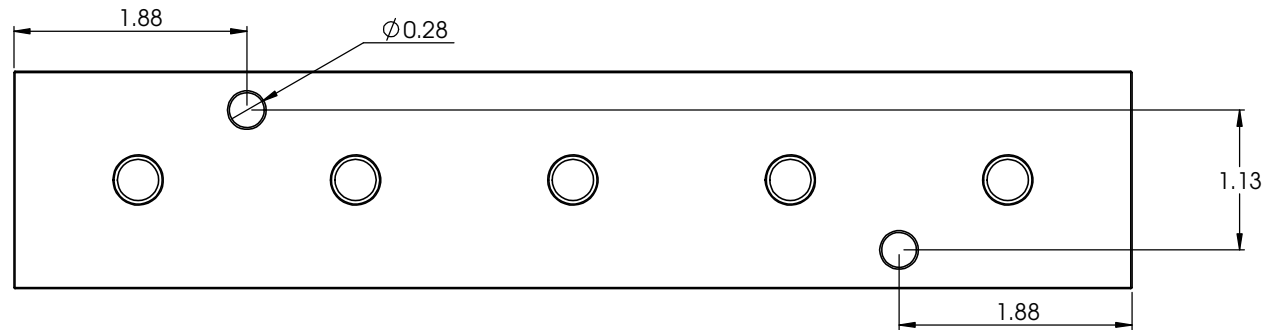


4

3

2

1



3/8 NPT
Both Ends

1/8 NPT TYP Face



Manifold Design & Production Inc.

PROPRIETARY AND CONFIDENTIAL

THE INFORMATION CONTAINED IN THIS DRAWING IS THE SOLE PROPERTY OF <INSERT COMPANY NAME HERE>. ANY REPRODUCTION IN PART OR AS A WHOLE WITHOUT THE WRITTEN PERMISSION OF <INSERT COMPANY NAME HERE> IS PROHIBITED.

		UNLESS OTHERWISE SPECIFIED:	NAME		DATE		TITLE: <div>Header Manifold</div>				
		DIMENSIONS ARE IN INCHES	DRAWN								
		TOLERANCES:	CHECKED								
		FRACTIONAL ±	ENG APPR.								
		ANGULAR: MACH ± BEND ±	MFG APPR.				SIZE <div>B</div> DWG. NO. <div>HM-5-90-P-6-2</div> REV				
		TWO PLACE DECIMAL ±	Q.A.								
		THREE PLACE DECIMAL ±	COMMENTS:								
		INTERPRET GEOMETRIC TOLERANCING PER:									
		MATERIAL									
		6061									
		FINISH									
		Black Anodize									
		DO NOT SCALE DRAWING									
APPLICATION		SCALE: 1:1						WEIGHT:		SHEET 1 OF 1	
NEXT ASSY		USED ON									

4

3

2

1