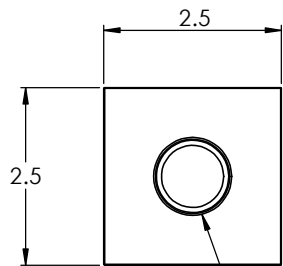
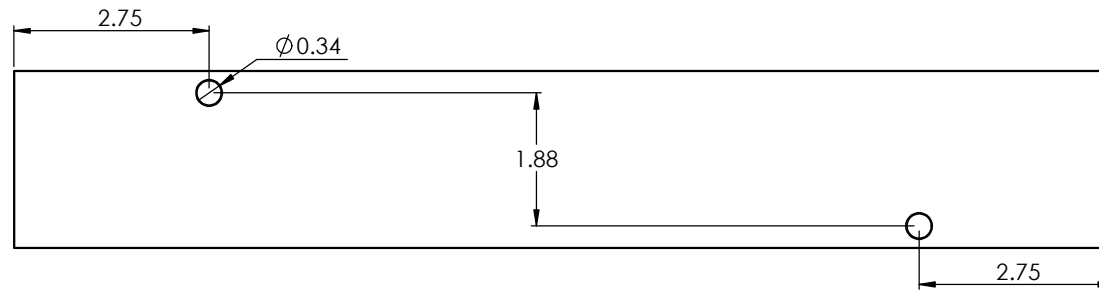


4

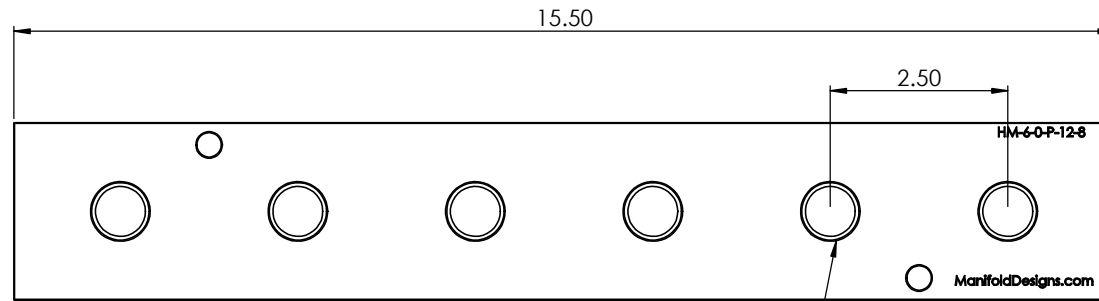
3

2

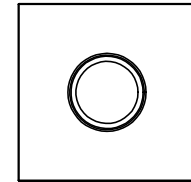
1



3/4 NPT  
Both Ends



1/2 NPT Typ Face



**MDP**

Manifold Design & Production Inc.

**PROPRIETARY AND CONFIDENTIAL**  
THE INFORMATION CONTAINED IN THIS  
DRAWING IS THE SOLE PROPERTY OF  
<INSERT COMPANY NAME HERE>. ANY  
REPRODUCTION IN PART OR AS A WHOLE  
WITHOUT THE WRITTEN PERMISSION OF  
<INSERT COMPANY NAME HERE> IS  
PROHIBITED.

		UNLESS OTHERWISE SPECIFIED:	NAME		DATE		TITLE: <div>Header Manifold</div>		
		DIMENSIONS ARE IN INCHES	DRAWN						
		TOLERANCES:	CHECKED						
		FRACTIONAL: ±	ENG APPR.						
		ANGULAR: MACH ± BEND ±	MFG APPR.						
		TWO PLACE DECIMAL ±	Q.A.				SIZE DWG. NO. REV <b>B</b> HM-6-0-P-12-8		
		THREE PLACE DECIMAL ±	COMMENTS:						
		INTERPRET GEOMETRIC TOLERANCING PER:							
		MATERIAL					SCALE: 1:1 WEIGHT: SHEET 1 OF 1		
		6061							
		FINISH							
		Black Anodize							
APPLICATION		DO NOT SCALE DRAWING							
NEXT ASSY		USED ON							

4

3

2

1