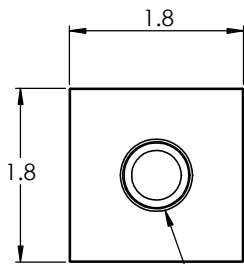
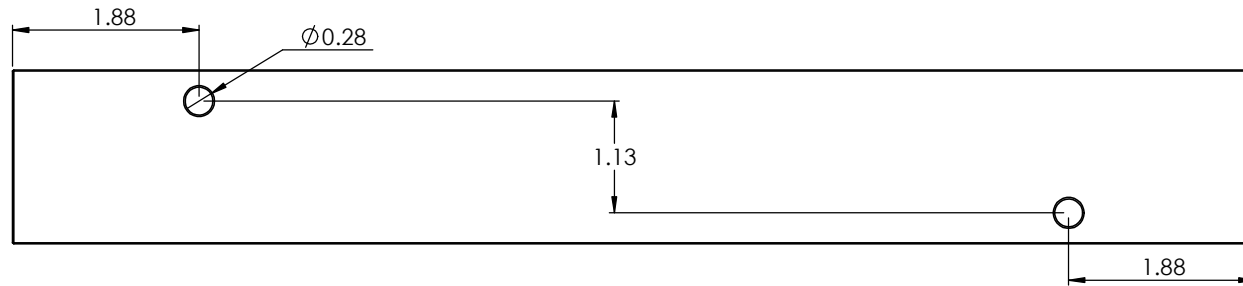


4

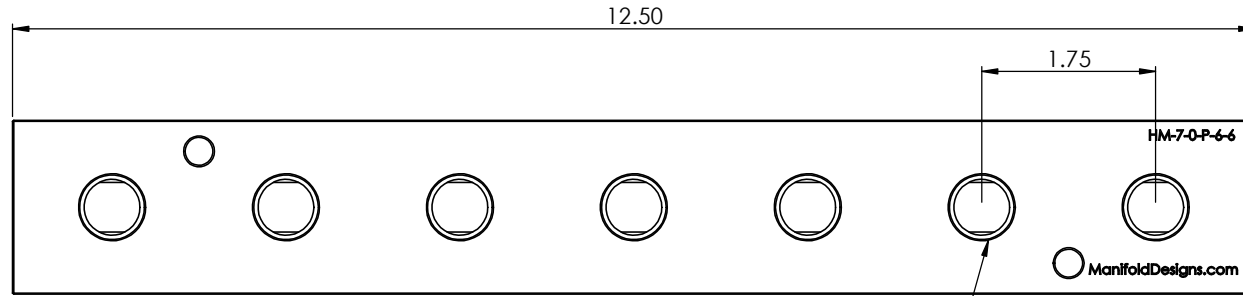
3

2

1



3/8 NPT
Both Ends



3/8 NPT Typ Face



Manifold Design & Production Inc.

PROPRIETARY AND CONFIDENTIAL
THE INFORMATION CONTAINED IN THIS
DRAWING IS THE SOLE PROPERTY OF
<INSERT COMPANY NAME HERE>. ANY
REPRODUCTION IN PART OR AS A WHOLE
WITHOUT THE WRITTEN PERMISSION OF
<INSERT COMPANY NAME HERE> IS
PROHIBITED.

		UNLESS OTHERWISE SPECIFIED:	NAME	DATE	TITLE: <div>Header Manifold</div>			
		DIMENSIONS ARE IN INCHES	DRAWN					
		TOLERANCES:	CHECKED					
		FRACTIONAL: ±	ENG APPR.					
		ANGULAR: MACH ± BEND ±	MFG APPR.					
		TWO PLACE DECIMAL ±	Q.A.					
		THREE PLACE DECIMAL ±	COMMENTS:					
		INTERPRET GEOMETRIC TOLERANCING PER:						
		MATERIAL				SIZE	DWG. NO.	REV
		6061				B	HM-7-0-P-6-6	
		FINISH						
		Black Anodize						
		DO NOT SCALE DRAWING						
		APPLICATION				SCALE: 1:1		SHEET 1 OF 1
	NEXT ASSY	USED ON				WEIGHT:		

4

3

2

1