

4

3

2

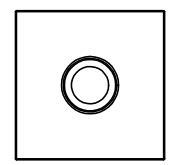
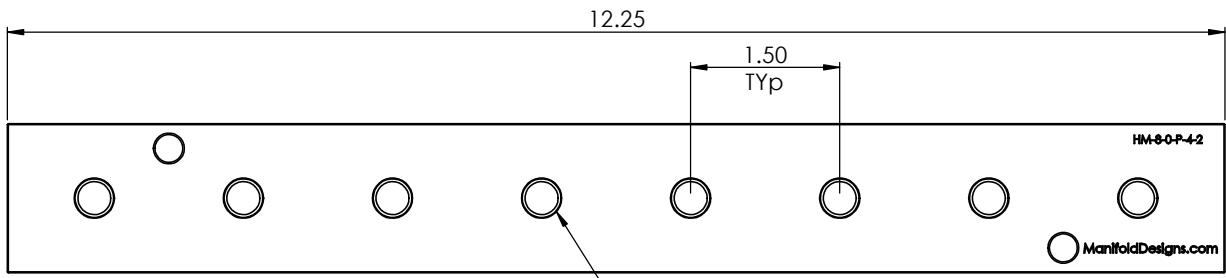
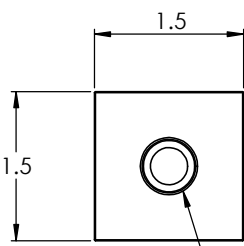
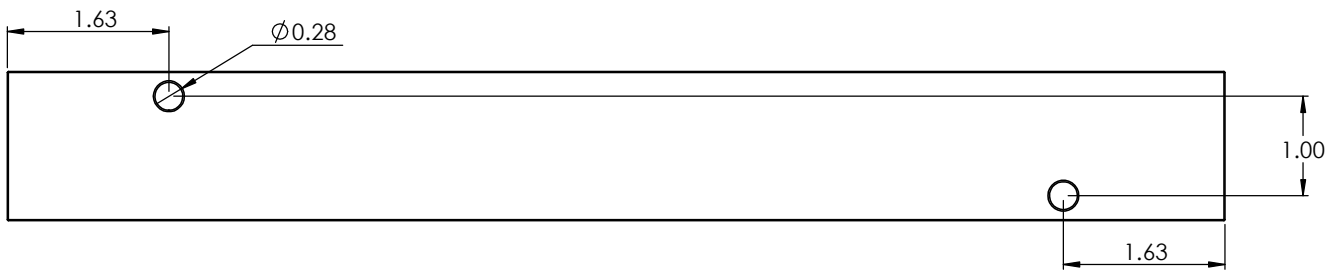
1

B

B

A

A



1/4 NPT Both Ends

1/8 NPT Typ Face



**PROPRIETARY AND CONFIDENTIAL**  
 THE INFORMATION CONTAINED IN THIS DRAWING IS THE SOLE PROPERTY OF <INSERT COMPANY NAME HERE>. ANY REPRODUCTION IN PART OR AS A WHOLE WITHOUT THE WRITTEN PERMISSION OF <INSERT COMPANY NAME HERE> IS PROHIBITED.

		UNLESS OTHERWISE SPECIFIED:	NAME	DATE	TITLE: <b>Header Manifold</b>
		DIMENSIONS ARE IN INCHES	DRAWN		
		TOLERANCES: FRACTIONAL ±	CHECKED		
		ANGULAR: MACH ± BEND ± TWO PLACE DECIMAL ± THREE PLACE DECIMAL ±	ENG APPR.		
		INTERPRET GEOMETRIC TOLERANCING PER:	MFG APPR.		Q.A.
		MATERIAL	COMMENTS:		
		6061			
NEXT ASSY	USED ON	FINISH			
		Black Anodize			
APPLICATION		DO NOT SCALE DRAWING			
SIZE	DWG. NO.	REV			
<b>B</b>	HM-8-0-P-4-2				
SCALE: 1:1	WEIGHT:	SHEET 1 OF 1			

4

3

2

1