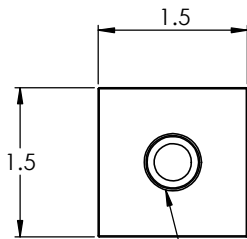
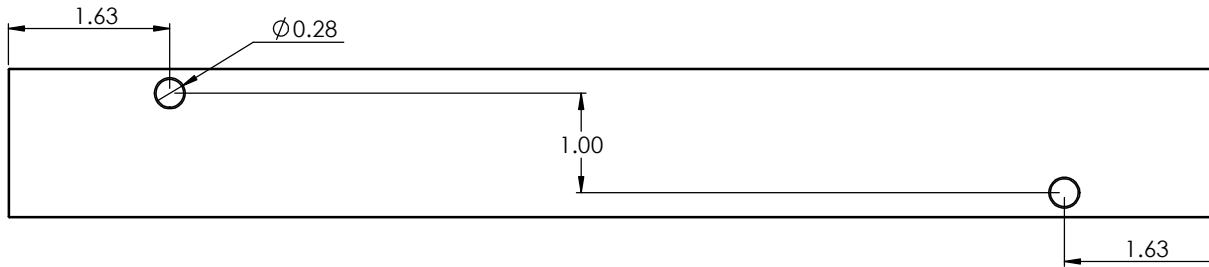


4

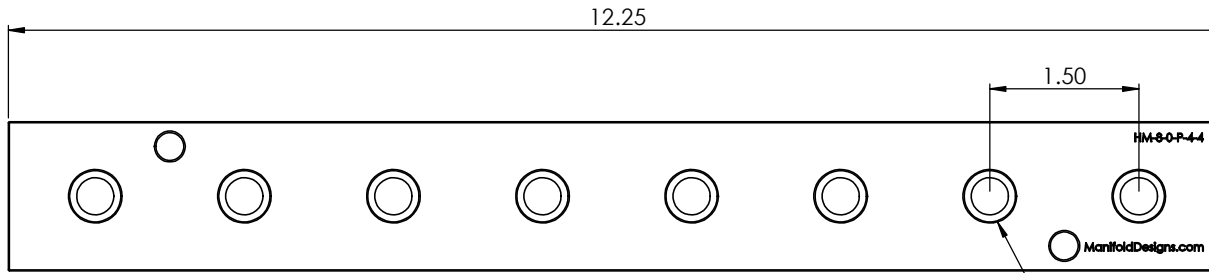
3

2

1



1/4 NPT
Both Ends



1/4 NPT Typ Face



Manifold Design & Production Inc.

PROPRIETARY AND CONFIDENTIAL
THE INFORMATION CONTAINED IN THIS
DRAWING IS THE SOLE PROPERTY OF
<INSERT COMPANY NAME HERE>. ANY
REPRODUCTION IN PART OR AS A WHOLE
WITHOUT THE WRITTEN PERMISSION OF
<INSERT COMPANY NAME HERE> IS
PROHIBITED.

		UNLESS OTHERWISE SPECIFIED:	NAME		DATE		TITLE: <div>Header Manifold</div>		
		DIMENSIONS ARE IN INCHES	DRAWN						
		TOLERANCES:	CHECKED						
		FRACTIONAL: ±	ENG APPR.						
		ANGULAR: MACH ± BEND ±	MFG APPR.				SIZE <div>B</div> DWG. NO. <div>HM-8-0-P-4-4</div> REV		
		TWO PLACE DECIMAL ±	Q.A.						
		THREE PLACE DECIMAL ±	COMMENTS:						
		INTERPRET GEOMETRIC TOLERANCING PER:					SCALE: 1:1WEIGHT:SHEET 1 OF 1		
		MATERIAL							
		6061							
		FINISH							
		Black Anodize							
		DO NOT SCALE DRAWING							
APPLICATION									
NEXT ASSY		USED ON							

4

3

2

1