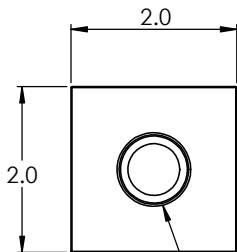
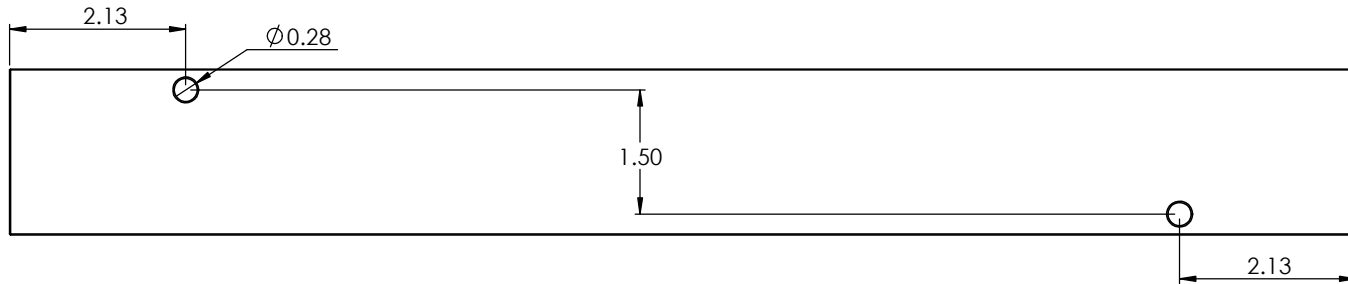


4

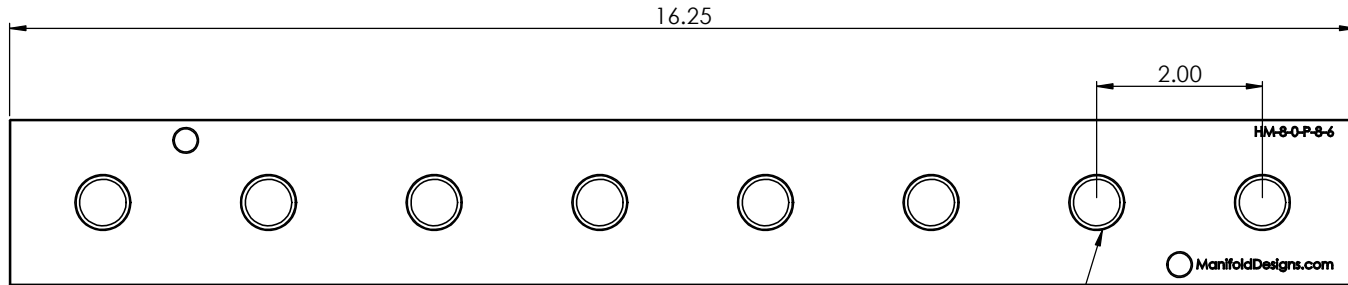
3

2

1



1/2 NPT
Both Ends



3/8 NPT Typ Face



Manifold Design & Production Inc.

PROPRIETARY AND CONFIDENTIAL
THE INFORMATION CONTAINED IN THIS DRAWING IS THE SOLE PROPERTY OF <INSERT COMPANY NAME HERE>. ANY REPRODUCTION IN PART OR AS A WHOLE WITHOUT THE WRITTEN PERMISSION OF <INSERT COMPANY NAME HERE> IS PROHIBITED.

		UNLESS OTHERWISE SPECIFIED:	NAME		DATE	TITLE: <div>Header Manifold</div>		
		DIMENSIONS ARE IN INCHES	DRAWN					
		TOLERANCES:	CHECKED					
		FRACTIONAL ±	ENG APPR.					
		ANGULAR: MACH ± BEND ±	MFG APPR.			SIZE B DWG. NO. HM-8-0-P-8-6 REV SCALE: 1:1 WEIGHT: SHEET 1 OF 1		
		TWO PLACE DECIMAL ±	Q.A.					
		THREE PLACE DECIMAL ±	COMMENTS:					
		INTERPRET GEOMETRIC TOLERANCING PER:						
		MATERIAL						
		6061						
		FINISH						
		Black Anodize						
		DO NOT SCALE DRAWING						
NEXT ASSY		USED ON	APPLICATION					

4

3

2

1