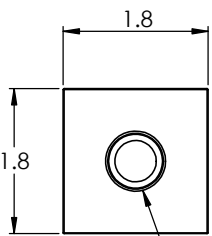
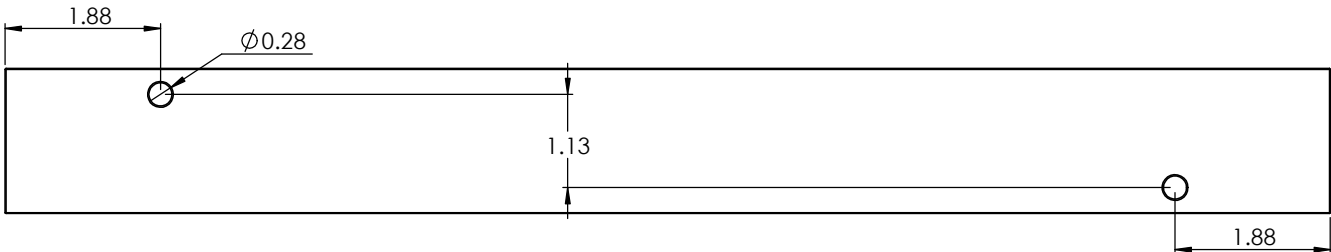


4

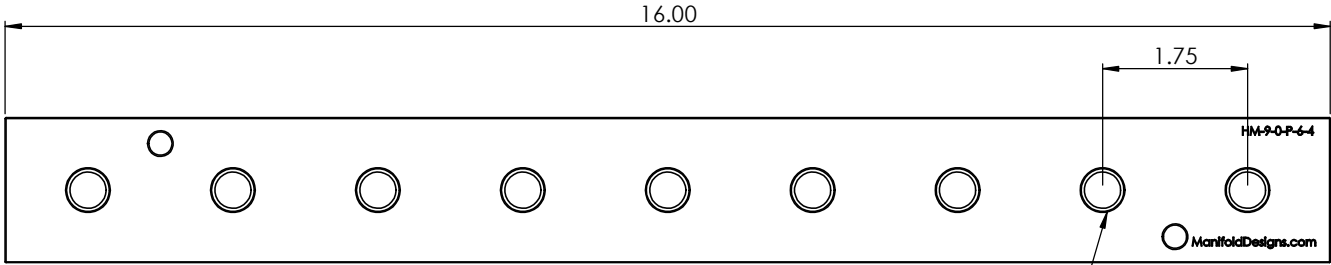
3

2

1



3/8 NPT Both Ends



1/4 NPT TYP Face



PROPRIETARY AND CONFIDENTIAL
 THE INFORMATION CONTAINED IN THIS DRAWING IS THE SOLE PROPERTY OF <INSERT COMPANY NAME HERE>. ANY REPRODUCTION IN PART OR AS A WHOLE WITHOUT THE WRITTEN PERMISSION OF <INSERT COMPANY NAME HERE> IS PROHIBITED.

		UNLESS OTHERWISE SPECIFIED:	NAME	DATE	TITLE: Header Manifold
		DIMENSIONS ARE IN INCHES	DRAWN		
		TOLERANCES:	CHECKED		
		FRACTIONAL: ±	ENG APPR.		
		ANGULAR: MACH ± BEND ±	MFG APPR.		SIZE DWG. NO. REV B HM-9-0-P-6-4
		TWO PLACE DECIMAL ±	Q.A.		
		THREE PLACE DECIMAL ±	COMMENTS:		SCALE: 1:1 WEIGHT: SHEET 1 OF 1
		INTERPRET GEOMETRIC TOLERANCING PER:			
		MATERIAL			
		6061			
		FINISH			
		Black Anodize			
NEXT ASSY	USED ON	APPLICATION			
		DO NOT SCALE DRAWING			

4

3

2

1